









































Lincoln Dashboard Symbols

Complete Reference Guide

Capital Lincoln of Wilmington • www.capitallincolnofwilmington.com

Dashboard Light Color Meanings

-  **Red/Orange:** Urgent issues requiring immediate attention  **Yellow:** Cautionary alerts, service may be needed
-  **Green:** Positive indicators, feature ready or active  **Gray:** Feature on but in standby mode  **Flashing:** Urgent or escalating issue

<div></div> <div>Adaptive Cruise Control</div> <div>Speedometer with car symbol and arrow. Adaptive cruise control is ready or active.</div>	<div></div> <div>Airbag</div> <div>Person in car seat side view with ball in lap. Airbags are active and functional.</div>
<div></div> <div>Anti-Lock Brake System (ABS)</div> <div>Letters "ABS" inside a circle with parentheses. If illuminated while driving, system needs service. You can still drive but get service ASAP to avoid losing control in challenging conditions.</div>	<div></div> <div>Auto Hold</div> <div>Hand in circle (with or without slash). Auto Hold system engaged/disengaged. Applies brakes to hold vehicle after stopping.</div>
<div></div> <div>Automatic High Beam</div> <div>Light rays with "A" in center. Automatic high beam system is active.</div>	<div></div> <div>Auto Start-Stop</div> <div>"A" with circular arrow (with or without slash). System reduces fuel consumption by stopping engine while idling.</div>
<div></div> <div>Battery Light</div> <div>Appears briefly at start-up. If illuminated while engine is running, indicates battery system issue requiring immediate service.</div>	<div></div> <div>Blind Spot Information System</div> <div>Car with waves and another car behind/side. Indicates system status or vehicle in blind spot.</div>
<div></div> <div>BRAKE Light (Brake System)</div> <div>Two icons: "BRAKE" text or exclamation point in circle. Red illumination means parking brake is engaged. If remains on after release, service needed.</div>	<div></div> <div>Check Engine Light (MIL)</div> <div>Malfunction Indicator Lamp. Bring vehicle in for diagnostics as soon as possible.</div>
<div></div> <div>Cruise Control</div> <div>Speedometer with arrow. Cruise control system ready or active.</div>	<div></div> <div>Door Ajar</div> <div>Overhead vehicle view with doors open. Indicates one or more doors not fully closed while ignition is on.</div>
<div></div> <div>Electric Parking Brake</div> <div>Exclamation point in circle or "P" in circle with parentheses. Yellow indicates malfunction; red warns to disengage before driving.</div>	<div></div> <div>Engine Coolant Temperature</div> <div>Thermometer in water waves. Engine coolant temperature too high. Pull over safely and shut off engine immediately.</div>
<div></div> <div>Fasten Seatbelt</div> <div>Person in seat with seatbelt across body. Reminder with tone to fasten seatbelts for safety.</div>	<div></div> <div>Front Fog Lamp</div> <div>Light rays with slash through them. Front fog lamps are activated.</div>
<div></div> <div>Headlamp High Beam</div> <div>Light rays with straight lines. High beam headlamps are on.</div>	<div></div> <div>Hill Descent Control</div> <div>Car on decline with speedometer. System controlling descent speed down steep terrain.</div>
<div></div> <div>Hill Start Assist</div> <div>Car on uphill grade in circle with parentheses. Prevents rolling backward on slopes.</div>	<div></div> <div>Hood Ajar</div> <div>Car with hood open. Hood is not completely closed and latched while vehicle is running.</div>
<div></div> <div>Lane Centering</div> <div>Car between lanes with steering wheel overlay. Keeps vehicle centered in lane during cruise control.</div>	<div><div></div><div>Lane Keeping System</div><div>Car between lines with arrows. Provides steering assistance for lane departures.<ul style="list-style-type: none">Gray: Temporarily unavailableGreen: Ready for warning/interventionOrange: Providing interventionRed: Providing alert</div></div>
<div></div> <div>Liftgate Ajar</div> <div>Vehicle with liftgate open. Liftgate not completely latched.</div>	<div><div></div><div>Lincoln BlueCruise</div><div>Car between lines with steering wheel overlay. Gray=inactive, Green=active steering support, Blue=hands-free mode available.</div></div>
<div></div> <div>Low Fuel Level</div> <div>Gas pump symbol. Time to head to the nearest gas station for refueling.</div>	<div></div> <div>Low Beam Warning</div> <div>Exclamation point in lightbulb with rays. Low beam headlamp requires service.</div>
<div></div> <div>Low Tire Pressure (TPMS)</div> <div>Exclamation point between parentheses (open top, closed bottom). One or more tires improperly inflated. Flashing may indicate monitoring system malfunction.</div>	<div></div> <div>Low Washer Fluid Level</div> <div>Curved icon with waves. Washer fluid level low, time for refill.</div>
<div></div> <div>Oil Pressure</div> <div>Dripping oil can icon. Low engine oil pressure. Service immediately to prevent significant engine damage.</div>	<div></div> <div>Parking Lamps</div> <div>Light symbol. Low beam headlamps or parking lamps are on.</div>
<div><div></div><div>Pre-Collision Assist</div><div>Car with crash symbol and arrow. System provides collision alerts/brake support.<ul style="list-style-type: none">Blue: Distance gap >82 feetYellow: Distance gap 56-82 feetRed: Distance gap <56 feet</div></div>	<div></div> <div>Powertrain Fault</div> <div>Double-sided wrench icon. Powertrain needs attention - avoid driving.</div>
<div></div> <div>Stability Control</div> <div>Car with curved tire tracks. Appears at startup. If stays on while driving, indicates malfunction needing service.</div>	<div><div></div><div>Traction Control</div><div>Stability control icon with "OFF" below. Traction control manually turned off or alternative mode selected.</div></div>
<div></div> <div>Turn Signal</div> <div>Arrow indicators (left/right). Turn signals are in use.</div>	


Important: This guide covers common dashboard symbols. Always consult your owner's manual for complete information.
For service appointments or questions, contact Capital Lincoln of Wilmington

www.capitallincolnofwilmington.com

Call Us | Service

(472) 212-0013

Located at 5406 Market Street Wilmington, NC 28405 [Get Directions >](#)



SCAN ME



L I N C O L N